

days of nordic  
knowledge 2024

# How to bring your data into Dataverse

4PS Group B.V.  
21-03-2024

# Speaker's intro

- Bert Verbeek
- Working with NAV/BC for 16 years in several roles
- Technical Solution Architect @ 4PS Group
- Microsoft MVP – Business Applications
- Twitter and LinkedIn: bertverbeek
- Blog: bertverbeek.nl

days of nordic  
knowledge 2024



# Agenda

- What is Dataverse?
- Data synchronization
- Virtual Tables
- Business Events

# What is Dataverse?

# What is Dataverse?

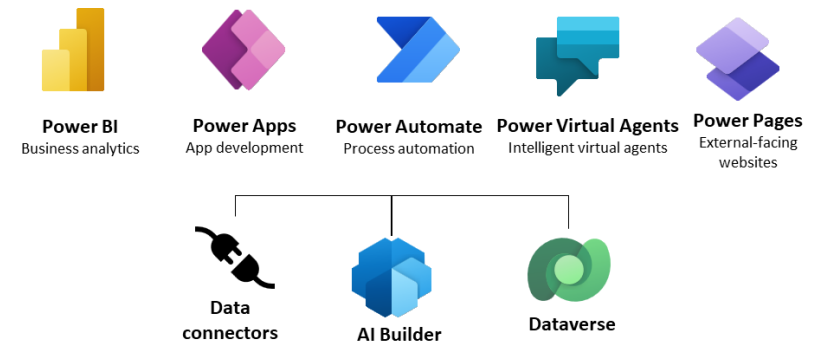
- Cloud based solution
- Structured database
- Role based security
- Integration with Power Platform
- Stored in Azure Data Lake
- API's

[Service protection API limits \(Microsoft Dataverse\)](#)

[- Power Apps | Microsoft Learn](#)




The low code platform that spans Microsoft 365, Azure, Dynamics 365, and standalone apps.



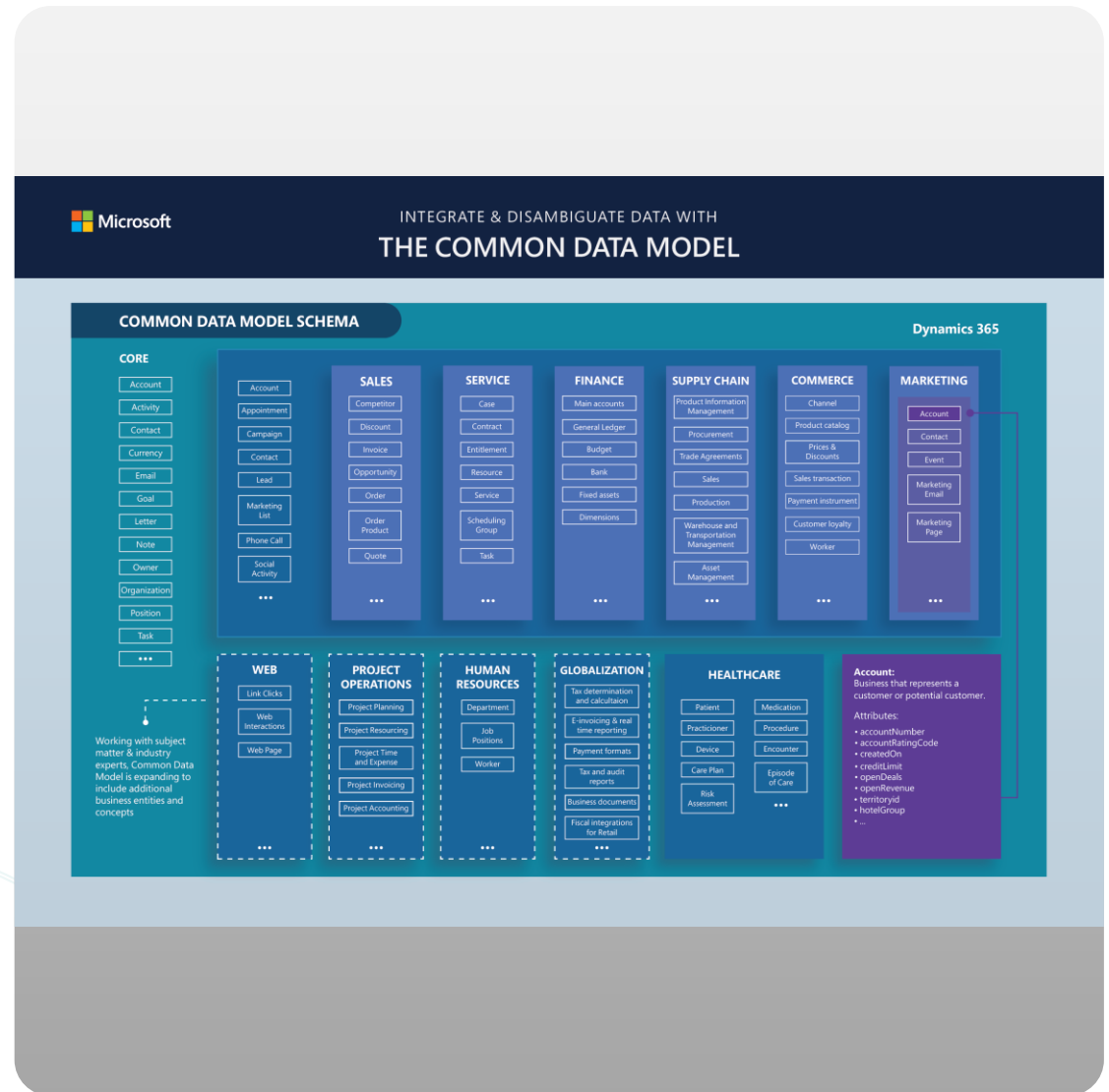
# What is Dataverse?

# Microsoft Dataverse



# Common Data Model

- Standard Schema
- Multiple apps
- Schema is extendible



# Solution

- Managed solutions
  - Appsource
- Unmanaged solutions

The screenshot shows the Microsoft Dynamics 365 Solutions management interface. At the top, there are navigation options: '+ New solution', '← Import solution', '📁 Open AppSource', and '🗨️ Pub'. Below this is the 'Solutions' section header. A prominent card titled 'Set your preferred solution' with a document icon asks the user to 'Select where your updates will be saved so your work stays organi...'. Below the card are three filter buttons: 'Unmanaged' (highlighted in purple), 'Managed', and 'All'. At the bottom, there is a table with columns for 'Display name', 'Preferred solution', and a menu icon (three dots).

Display name	Preferred solution	
Common Data Services Def...	Preferred solution	⋮
Default Solution		⋮



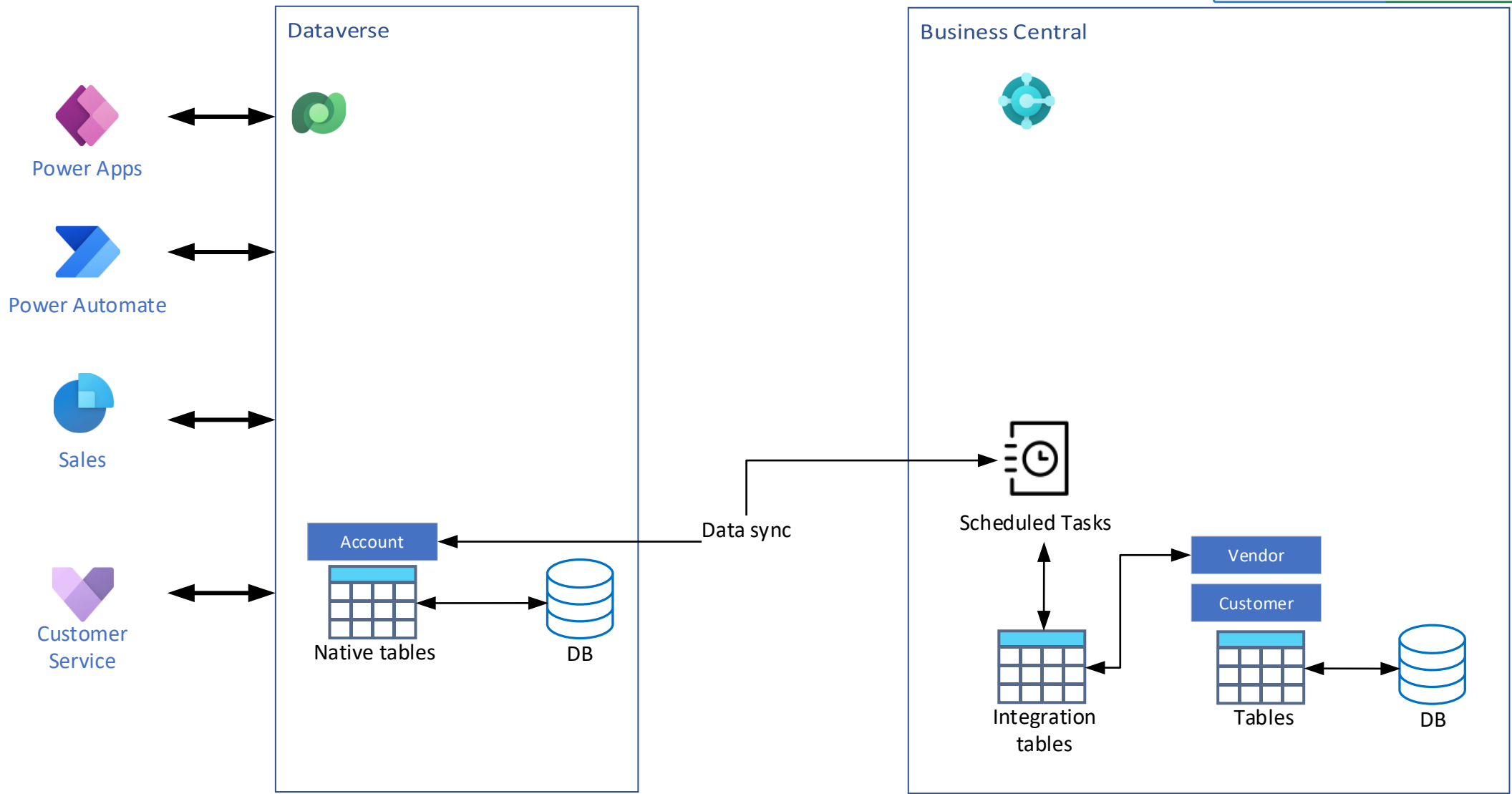
# Why put your data into Dataverse?

- Multiple apps
- Shared data
- Enrich data

days of nordic  
knowledge 2024



# Data synchronization



# How it works

days of nordic  
knowledge 2024

**DEMO**

# Build your own

- Create table inside Dataverse
- Create Proxy table  
[AL Table Proxy Generator - Business Central | Microsoft Learn](#)
- Create integration code
- Permissions inside Dataverse
- Table extensions
- Table 5331 "CRM Integration Record"



# Changes to altpgen

- From runtime 13
- Path  
C:\Users\\.vscode\extensions\ms-dynamics-smb.al-14.0.963280\bin\win32\altpgen\altpgen.exe
- Register an Entra Application
- Assign API Permissions to it
  - Dynamics CRM -> user\_impersonation (delegated)
- Get redirect uri

-clientid:<**clientid**>

-redirecturi:"msale4b313f9-f6c6-4a9e-9a27-818a198f9f6d://auth"



# Easier ways?

- VS Code Extension
  - [microsoft/bc2dataverse: Integrate Business Central to Dataverse in a low code way \(github.com\)](https://github.com/microsoft/bc2dataverse: Integrate Business Central to Dataverse in a low code way)
  - Not maintained < BC24
- BC Extension
  - [Bertverbeek4PS/DataverseSyncUI \(github.com\)](https://github.com/Bertverbeek4PS/DataverseSyncUI)
- BC24 improvement



# Trigger Job Queue

[Use a Power Automate flow to timely synchronize Dataverse entity changes - Business Central | Microsoft Learn](#)

The screenshot shows a Power Automate flow configuration for 'Notify BC from Dataverse'. The left pane displays the 'Create record (V3)' action settings:

- Parameters:** Environment (DOK), Company (CRONUS NL), API Category (microsoft/dataverse/v1.0), Table Name (dataverseEntityChanges).
- Advanced parameters:** Showing 1 of 1.
- Entity Name:** account.

The right pane shows the flow logic:

- Trigger: When a row is added, modified or deleted.
- Action: Get a row by ID.
- Condition: A decision point with two paths:
  - True:** Leads to the Terminate action.
  - False:** Leads to the Create record (V3) action.

At the bottom, it indicates the user is connected to admin@M365x27595860.onmicrosoft.com.

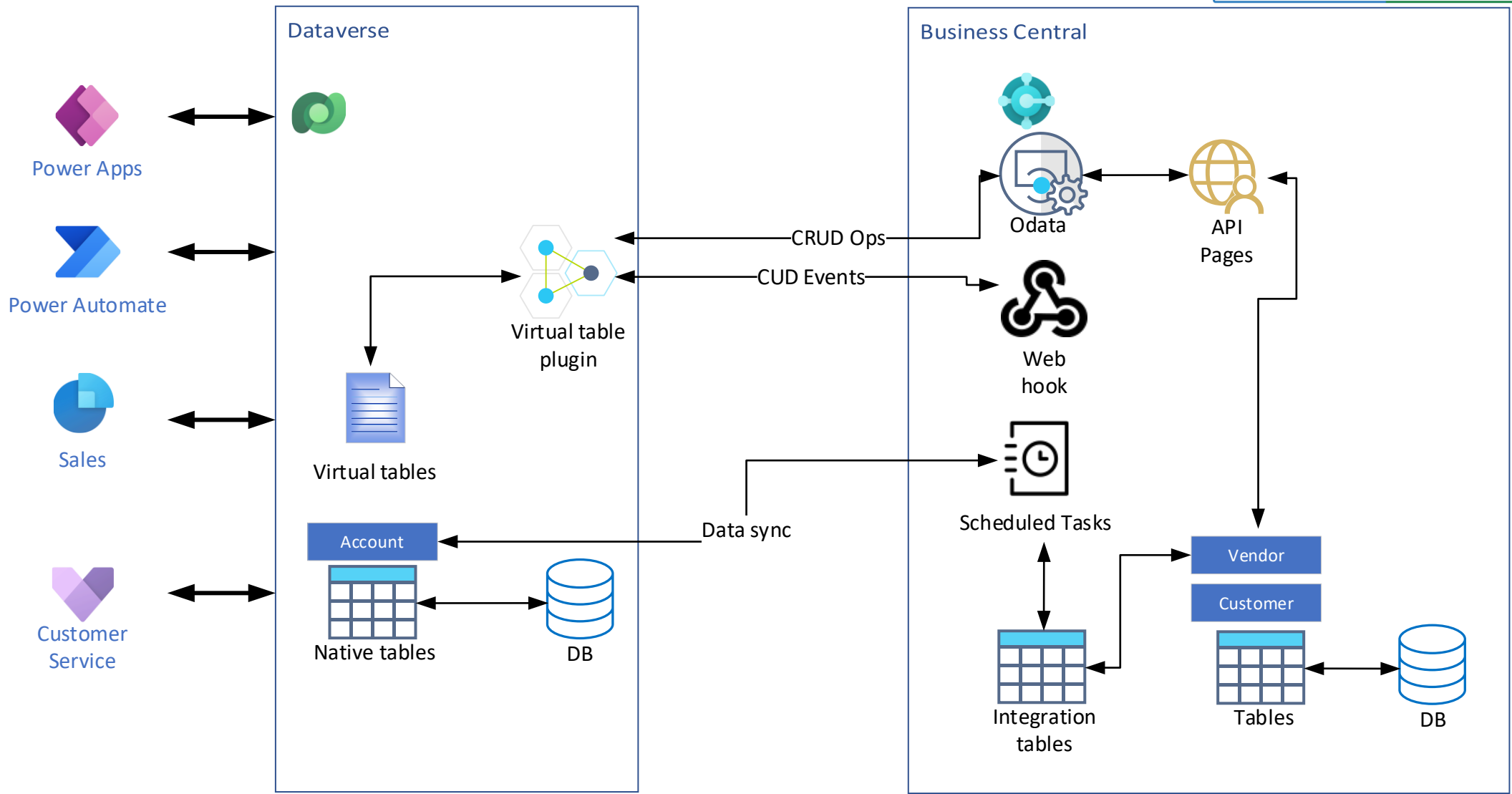


# Performance

- Full sync (Initial load)
  - 435 records (17 fields) into Dataverse
  - 4 min 5 sec (inserts)
- Sync times (modified)
  - 920 milliseconds (1 record change)



# Virtual tables



# How it works

days of nordic  
knowledge 2024

**DEMO**

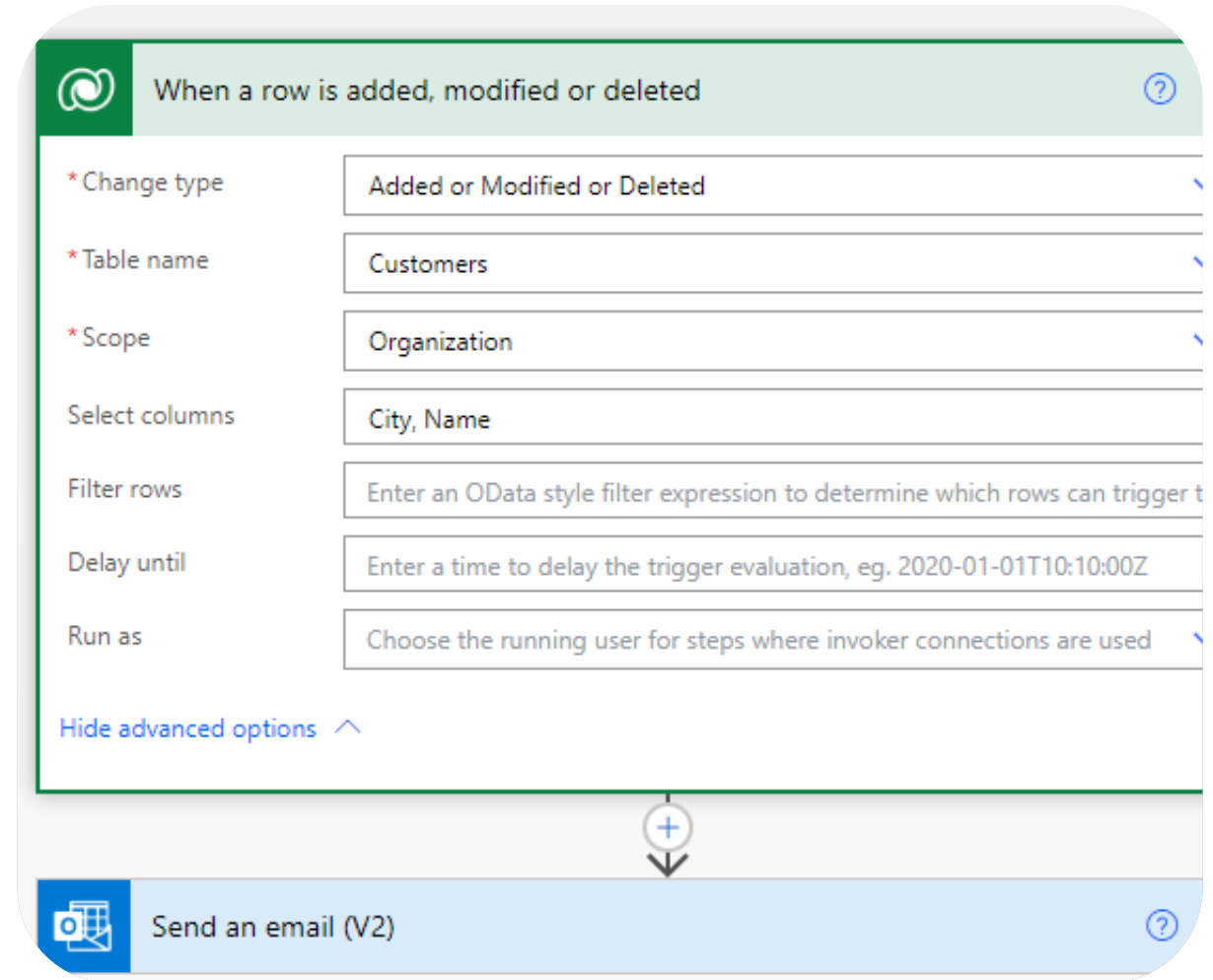
# Tips

- Switch company
  - Table "user" column "Company"
  - Companies in table "Company" (cdm\_company)
- Plugin:
  - [What's new: Business Central Integration with Dataverse - YouTube](#)

```
Patch(
    Users,
    First(
        Filter(
            Users,
            'User Name' = "admin@[REDACTED].onmicrosoft.com"
        )
    ),
    {
        Company: Company_dropdown.Selected
    }
);
```

# Tips

- Trigger on Virtual Table in Power Automate



# Relationships

- Between synchronized data and Virtual data
  - [Use synthetic relationships to expose more Business Central data in Dataverse | Microsoft Learn](#)



# Power Pages


days of nordic  
knowledge 2024

**DEMO**

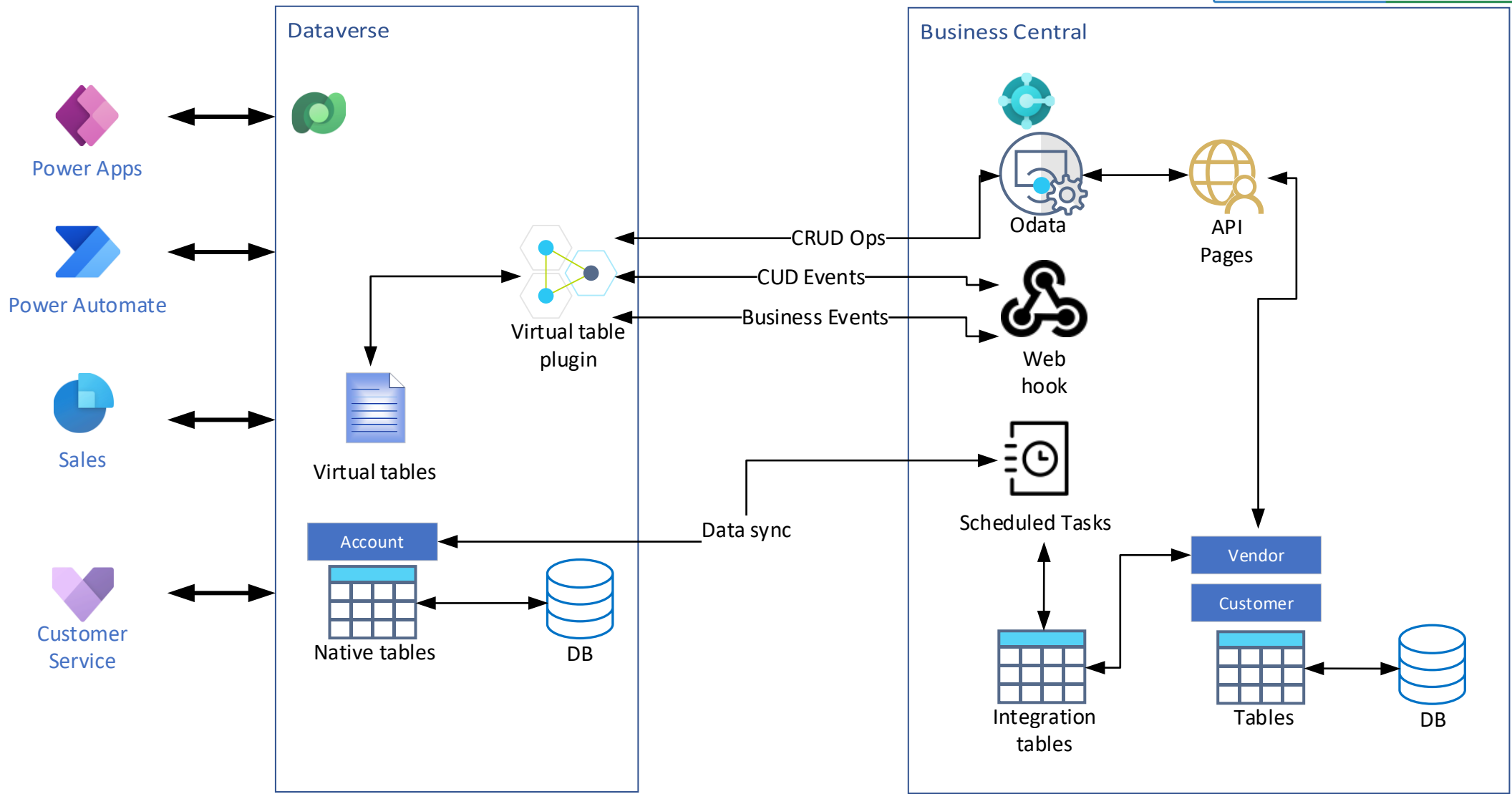


# Power Pages

- Entra ID inside BC
- Permissions in Power Pages



# Business Events



# Business Events

- Notify and trigger Dataverse
- AL Code:

```
7 [EventSubscriber(ObjectType::Table, Database::"Customer", 'OnAfterValidateEvent', 'Blocked', false, false)]
  0 references
8 local procedure OnAfterValidateCustomerBlocked(var Rec: Record Customer)
  var
1 [ExternalBusinessEvent('CustomerBlocked', 'Customer blocked', 'This business event is triggered when a customer is blocked for shipping
  1 reference
1 local procedure CustomerBlocked(CustomerId: Guid; Blocked: enum "Customer Blocked"; Url: Text[250]; WebClientUrl: Text[250])
1 begin
1 end;
1
1 [ExternalBusinessEvent('CustomerUnBlocked', 'Customer unblocked', 'This business event is triggered when a customer is unblocked for shipping
  1 reference
1 local procedure CustomerUnBlocked(CustomerId: Guid; Blocked: enum "Customer Blocked"; Url: Text[250]; WebClientUrl: Text[250])
1 begin
1 end;
2
21 CustomerUnBlocked(Rec.SystemId, Rec.Blocked, Url, WebClientUrl);
22 end;
23
```

# Business Event

← Business Events

 When an action is performed

**Parameters** Settings Code View About

Catalog \*

Dynamics 365 Business Central

Category \*


Accounts Receivable

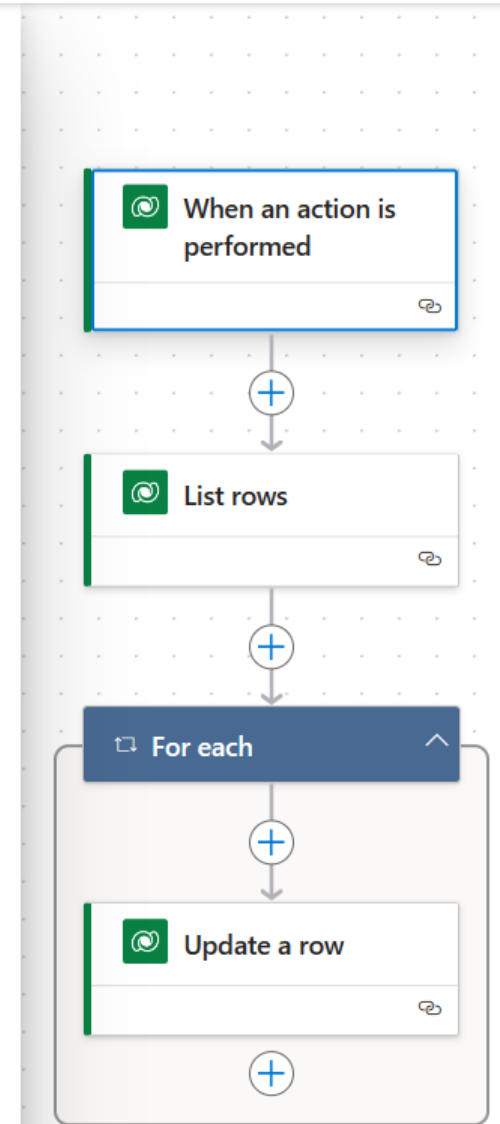
Table Name \*

(none)

Action Name \*

Customer blocked - 1.0

 Connected to admin@M365x27595860.onmicrosoft.com. [Change connection](#)



# Tips



← [Share] Save Save & Close + New Refresh Companies **Refresh Business Event...** Delete Refresh Check Access View Hierarchy : Share

## Business Central - Saved

Business Central Virtual Data Source Configuration

General Related

Name	Business Central
Target Host	* <a href="https://api.businesscentral.dynamics.com">https://api.businesscentral.dynamics.com</a>
Environment Name	* DOK
Default Company	CRONUS NL

# Tips

business even

## Go to Pages and Tasks

- > Business Event Activity Log Administration
- > Business Event Notifications Administration
- > Business Event Subscriptions Administration

days of nordic  
knowledge 2024

# Thanks!

- 📍 Netherlands
- 📞 -
- ✉ [bverbeek@4ps.nl](mailto:bverbeek@4ps.nl)
- 🌐 [www.bertverbeek.nl](http://www.bertverbeek.nl)